

How to Access Adobe Creative Cloud as a Student



LSU provides a limited number of Adobe Creative Cloud licenses at no cost to students (undergraduate and graduate). Here's a quick guide to help you access a license and download Adobe programs to your personal device—plus a few tips and tricks to keep in mind as you go.

Don't want to download these programs to your personal computer? CxC has Photoshop and Premiere available at workstations inside 151 Coates Hall. All you need is a Creative Cloud account to access them (keep reading for instructions).

Adobe Creative Cloud

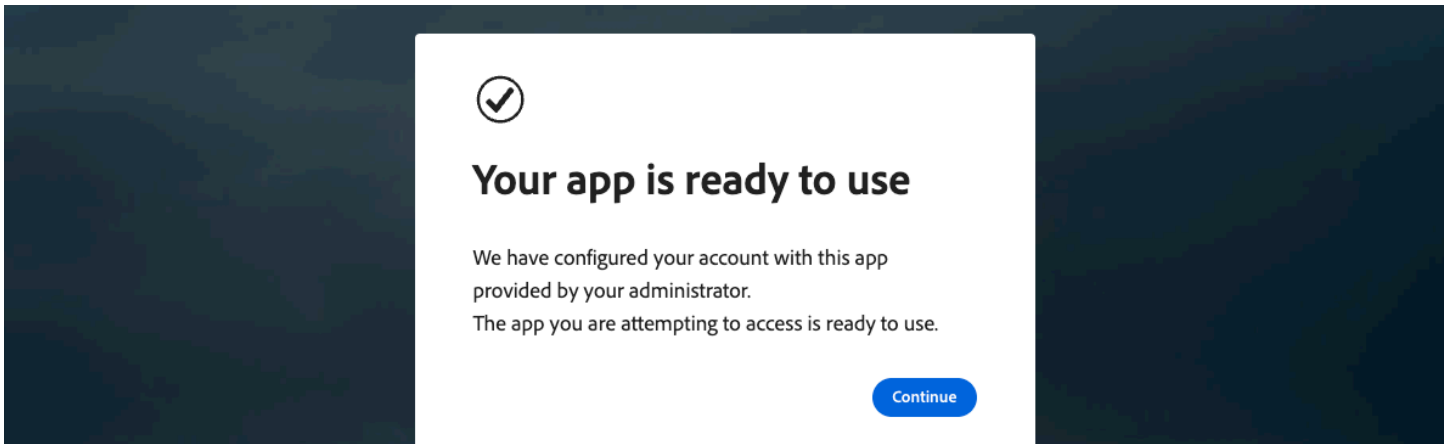
What is it?

According to Adobe, Creative Cloud is the "ultimate creativity toolkit." It's currently the industry leader for professional visual communication projects ranging from graphic design and animation to photo/video/audio editing and motion graphics. Adobe Creative Cloud, and all the platforms associated with it, are also costly—especially on a student's budget—so this is a great perk to take advantage of while you're at LSU.

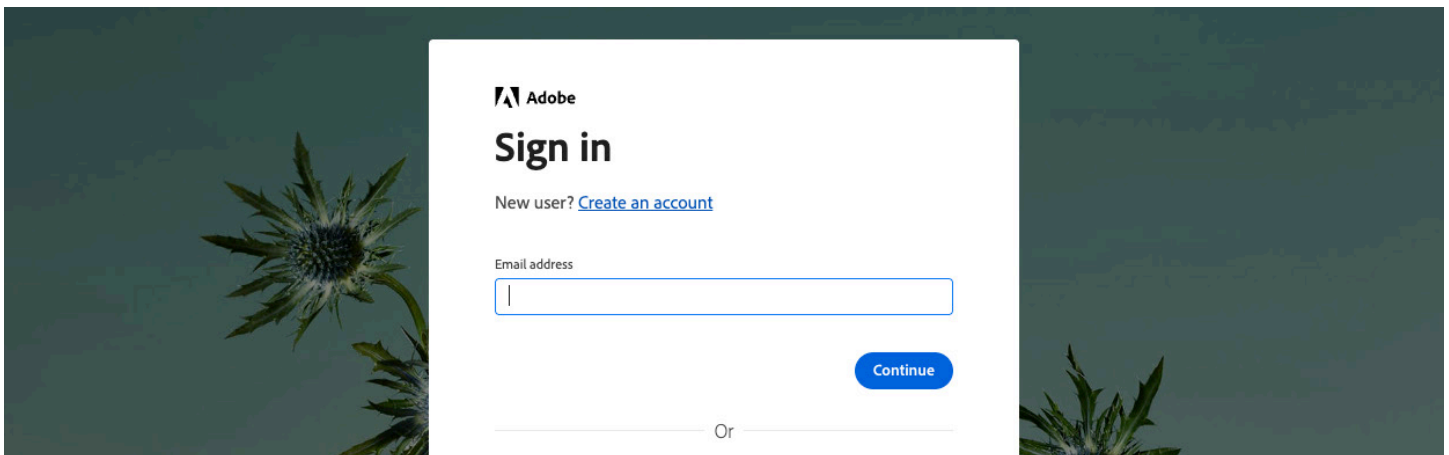
Step 1: Request a License

1. Fill out the [Qualtrics Survey](#) to request your license.

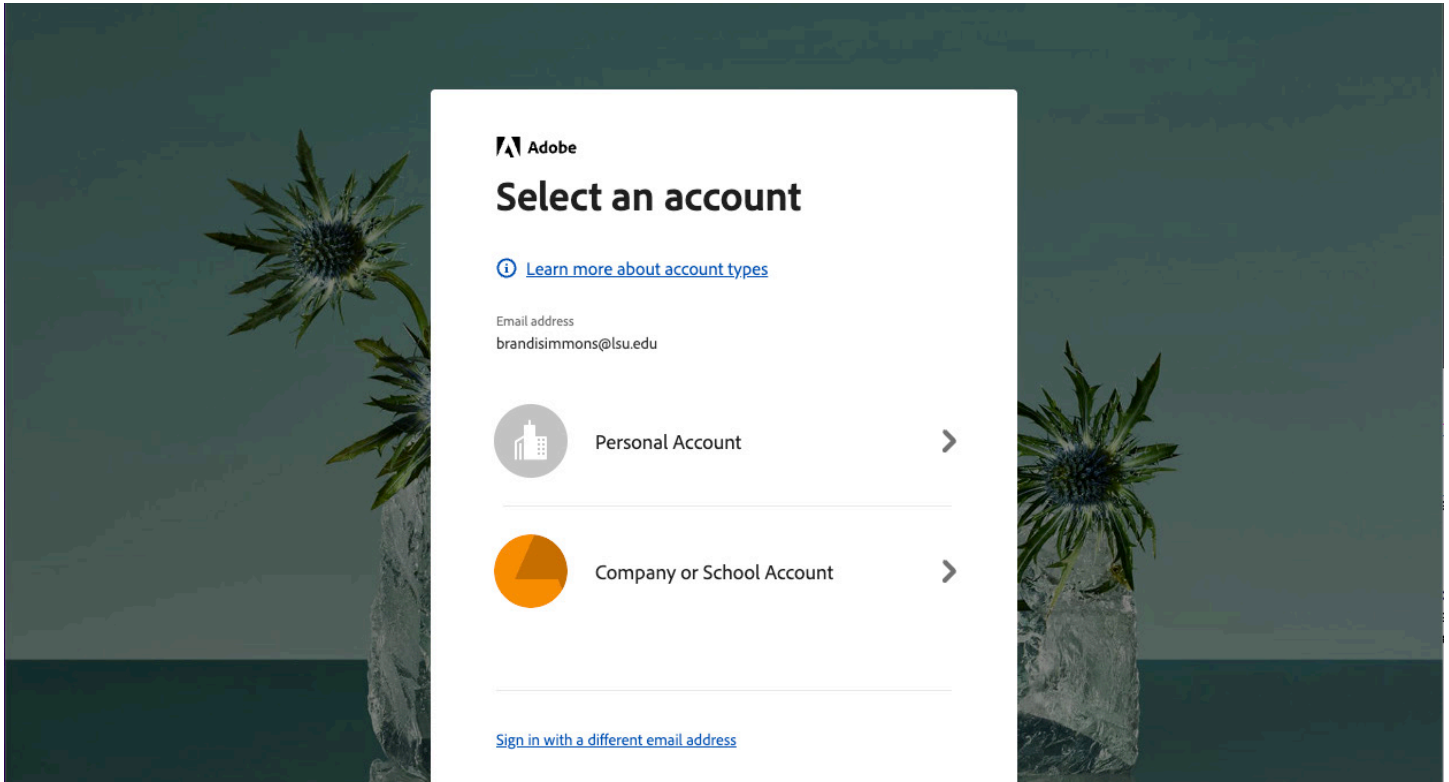
TIP: You will need to do this annually to keep your Creative Cloud access; licenses are reset on December 31 each year.



2. Once you click Continue, you will be redirected to an Adobe site. Click Continue.



3. On the Sign In page, type your LSU email address and click Continue.



4. Click Company or School Account to finish signing in with your LSUID and password. **Now you have access to Adobe Creative Cloud.** Several programs will need to be downloaded to your personal computer to use, but here are a few things you can access through this web interface:
- Adobe Express
 - Adobe Fonts
 - Adobe Stock
 - Tutorials

Step 2: Download Adobe Creative Cloud through Tigerware

In 151 Coates Hall, CxC has workstations with Photoshop and Premiere already installed—just use your Creative Cloud account to log in and work. If you need additional programs, or would prefer to work on your own device, keep reading for instructions.

1. To access Adobe platforms, including Photoshop, Illustrator, Premiere, and more, visit the GROK link below for the download appropriate for your computer and follow the step-by-step directions to install the program.
 - **Windows (64-bit)** - [Adobe CC: Download & Access \(Windows\)](#)
 - **Mac OS** - [Adobe CC: Download & Access \(Mac\)](#)
2. Now you can download any Adobe programs you might need for your project. These will be downloaded directly to your computer.

TIP: These programs take up a significant amount of space on your hard drive, so be mindful of how many you download to use. And don't forget: You can access Photoshop and Premiere using your Creative Cloud login in 151 Coates Hall.

Adobe Programs

Don't worry if the list of programs is a little intimidating. Some have a steeper learning curve than others, but learning how to use any of the ones relevant to your field will be great for your professional materials moving forward. Here's a quick cheat sheet highlighting a few of the more popular tools with links to tutorials.



What are some common uses for **Acrobat**?

- Creating forms people can fill out digitally
- Merging several files into a single PDF
- Making PDFs accessible

Links:

[Download Acrobat](#)
[Access Tutorials](#)



What are some common uses for **After Effects**?

- Adding animated text and titles
- Creating visual effects for film
- Building eye-catching motion graphics
- Producing animated explainer videos

Links:

[Download After Effects](#)
[Access Tutorials](#)



What are some common uses for **Audition**?

- Recording and editing podcasts
- Removing background noise
- Balancing audio levels across a project
- Restoring old or damaged recordings

Links:

[Download Audition](#)
[Access Tutorials](#)



What are some common uses for **InDesign**?

- Creating books or magazines
- Designing brochures and flyers
- Creating posters
- Building interactive PDFs

Links:

[Download InDesign](#)
[Access Tutorials](#)



What are some common uses for **Illustrator**?

- Designing logos
- Building icons
- Crafting custom lettering
- Producing illustrations for print or digital

Links:

[Download Illustrator](#)
[Access Tutorials](#)



What are some common uses for **Photoshop**?

- Adjusting/retouching photos
- Combining multiple images into one scene
- Creating graphics for social media
- Making digital artwork

Links:

[Download Photoshop](#)
[Access Tutorials](#)



What are some common uses for **Premiere**?

- Editing short films or documentaries
- Producing YouTube or social media videos
- Adjusting color and tone
- Working with footage from multiple cameras

Links:

[Download Premiere](#)
[Access Tutorials](#)